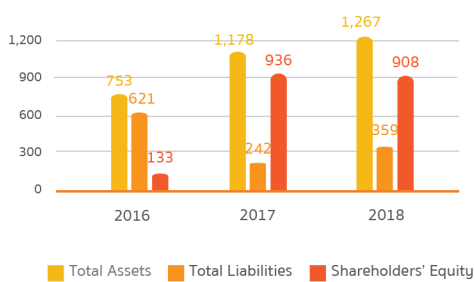




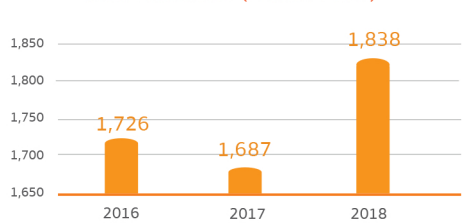
Financial Highlight

Details	2016	2017	2018
Operating Results (Unit: Million Baht)			
Total revenue from sales	1,709	1,646	1,829
Total revenue	1,726	1,687	1,838
Selling expenses	1,391	1,332	1,561
Gross profit	318	315	268
Profit attributable to owners of the parent company	112	117	56
Basic earnings per share (EPS)	0.56	0.44	0.13
ROE (%)	137.05	21.98	6.12
ROA (%)	13.99	12.16	4.61
Financial position (Unit: Million Baht)			
Total assets	753	1,178	1,267
Total liabilities	621	242	359
Shareholders' Equity	133	936	908
D/E (Times)	4.68	0.26	0.39
Current Ratio (Time)	0.29	3.57	1.71
Dividend			
Dividend per share	-	0.58	0.10
Cash Flow (Unit: Million Baht)			
Net Cash flow from operating activities	349	15	0.20
Net cash flow from investing activities	(137)	285	(78)
Cash flow from financing activities	(230)		

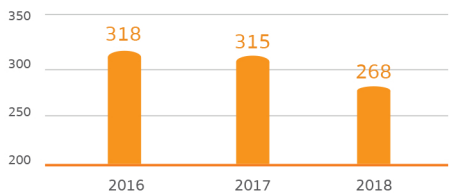
Financial Position (Million Baht)



Total Revenues (Million Baht)



Gross Profit (Million Baht)



Profit attributable to owners of the parent company (million Baht)

